



Aiming for Excellence

# KEILOR HEIGHTS WEEKLY NEWSLETTER



Thursday November 9th, 2023



## DATES TO REMEMBER

### Term 4

Tuesday 14th, 21st, 28th  
November—2024

Foundation Transition Days

Thursday 16/17 November—  
Y3/4 Campaspe Camp

Friday 17th November—  
Whole School Assembly  
3pm

Wednesday 22nd November  
Y1/2 Melbourne Museum

Monday 11th December—  
Foundation Bundoora Farm

Wednesday 13th December -  
Art Show/Cultural Event

Friday 15th December—  
Year 6 Graduation

Wednesday 20th December  
Last Day of School Finish at  
1.30pm

**HATS MUST BE WORN FOR  
THE REST OF THE YEAR**



Hi everyone,

I hope you all enjoyed your extra-long weekend and although it has been a short week, we have managed to pack a lot into it.

Today, we had our final fieldwork day for our School Review. Thank you to those families who participated this morning in the parent open forum, as well as those who took phone calls from the panel. It has been a busy 3 days that the panel has undertaken, however, I know the hard work will shape the school direction over the next four years.

The next part of the Review will see the Review Panel write their recommendations for the school moving forward and once this is done, we will be able to share the KHPS Strategic Plan for the next four years with the community.

### Victoria return

Victoria is aiming to return to KHPS next week. We look forward to having her back on deck for the last half of Term 4.

### Year 5/6 Parent Information Session – Monday 13<sup>th</sup> November 3.30pm – 4.30pm

A reminder that this coming Monday 13<sup>th</sup> November we will be holding an information session for parents of our Year 5/6 students on the subject of sexual health which the students will be learning about later this term. We highly encourage all families of students in 5/6 to attend.

### COS Book Packs

Don't forget to order your 2024 book pack needs through COS. Information on ordering can be found on the home page of your Compass account. Order before December 3rd to receive free delivery.



Keilor Heights Primary School acknowledges the Traditional Custodians of the land on which we meet and learn together, the Wurundjeri People of the Kulin Nation, and we recognise their enduring connection to the land, waters and culture. We pay our respects to their Elders past and present.

**Foundation 2024 Transition**

On Tuesday 14<sup>th</sup> of November we will also be welcoming our 2024 Foundation students to the school for their first visit. There will be an information session for parents between 9.30am and 10.15am. (Flyer on page 7)

**Year 3/4 Camp**

Camp for our Year 3/4 students is next week. I know both the students and staff attending are excited to attend on Thursday 16<sup>th</sup> and Friday 17<sup>th</sup> November.

**Year 6 Graduation**

Year 6 Graduation is scheduled for Friday 15<sup>th</sup> December 2023. This will be an evening to celebrate the class of 23' and wish them farewell and best of luck. Information for families of students who are graduating will come out shortly.

Have a great weekend everyone.

Ben

**BOOK CLUB**

Book Club **Issue 8 Catalogue** has been distributed,  
If you are interested in placing  
an order please do so by

**FRIDAY, DECEMBER 1<sup>ST</sup>, 2023**

**Using Scholastic Book Club LOOP online**

**ORDERS ARE NOT TAKEN THROUGH THE SCHOOL OFFICE**

KHPS Hall  
15th of  
December

Save the Date!

# 2023 YEAR 6 GRADUATION

come see our stars shine  
before they shoot off!

# ITALIAN — TERM 4 — WEEK 6

In Term 4, Foundation students have been learning about numbers, body parts and family, then performing finger puppet role plays to practise their speaking skills.



Year 1/2 students have been learning about numbers, colours and fruit, then using their knowledge to perform role plays about shopping for fruit.



Year 3 to 6 students have been interviewing each other about sports that they like or do not like doing. They have been practising their sentences and vocabulary with student led games and learning about numbers with memory games.



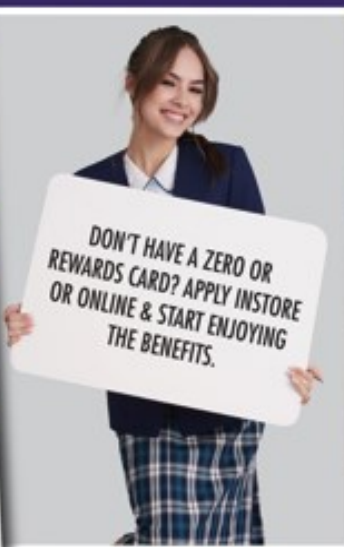


**3 DAY VIP EVENT**

**20% OFF EVERYTHING\***



**NOVEMBER 15<sup>TH</sup> 16<sup>TH</sup> & 17<sup>TH</sup>**



**INSTORE & ONLINE**

\*T&C's apply, no rainchecks, savings off original prices.

# **KHPS IS 2ND PLACE IN THE REGION**


## **THE PANCAKE PARLOUR**

### School rewards



- Upload the Pancake Parlour app
- Register KHPS in school rewards
- Dine at any Pancake Parlour and earn points for the school
- Earn prizes for the school just by eating at the Pancake Parlour





**KHPS TRANSITION DAYS FOR FOUNDATION 2024**

**TUESDAY 14<sup>th</sup> NOVEMBER**

**TUESDAY 21<sup>st</sup> NOVEMBER**

**TUESDAY 28<sup>th</sup> NOVEMBER**

**STEP UP DAY – MEET YOUR TEACHER TUESDAY 12<sup>TH</sup>  
DECEMBER**

**ALL SESSIONS WILL BE 9.30AM – 10.45AM**

**PARENTS ARE ASKED TO COME ALONG FOR AN  
INFORMATION SESSION ON TUESDAY 14<sup>th</sup> NOVEMBER  
WHILE CHILDREN ARE ATTENDING THEIR FIRST  
TRANSITION**



# Sausage Sizzle

**WEDNESDAY 13TH DEC**

*Between*

*1-6:30pm*

**VOLUNTEERS  
NEEDED**

- To cook
- To serve
- To prepare food

At KHPS during the art  
show/cultural event



Contact [breecheesehansen@hotmail.com](mailto:breecheesehansen@hotmail.com)  
to volunteer or head over to the KHPSPF Facebook  
group and comment in the thread.



# The drop off and pick up zone



## You might have noticed our pink signage and line markings for our drop off and pick up zone. This zone is not for waiting in.

Carers should always drop off or pick up their child/ren from the designated area and, in this zone:

- ask your child to head straight to the pick up zone once the bell rings – they will then be ready and waiting once you arrive
- plan to arrive after the bell rings, not before, as you cannot wait in the zone
- remain in your vehicles at all times
- move forward to join the queue so that other vehicles can get into the zone
- use the hand brake and put the vehicle in park when it is stationary
- do not double park
- do not park across a pedestrian crossing
- do not undertake a U-turn in close proximity to the school.

Students should:

- keep your seat belt on until the vehicle has stopped in the zone
- have your school bag and other items in a safe position on the floor and ready for you to take with you when the vehicle has stopped
- always get in and out of the vehicle through the safety door (the rear footpath-side door).

### What does the no parking sign mean?

It means that you cannot park in the zone during the times identified on the sign as it is to be used only as a pick up or drop off zone during those times.

You can only stay in this zone for two minutes. If you overstay this time limit, you could receive an infringement.



### Moonee Valley Language Line

العربية	Arabic	9280 0738	Ελληνικά	Greek	9280 0741	Español	Spanish	9280 0744
廣東話	Cantonese	9280 0739	Italiano	Italian	9280 0742	Türkçe	Turkish	9280 0745
Hrvatski	Croatian	9280 0740	Somali	Somali	9280 0743	Viêt-ngu	Vietnamese	9280 0746

All other languages 9280 0747





National Relay Service 13 36 77 or [relayservice.com.au](http://relayservice.com.au)

This publication is available in alternative accessible formats on request.

### Moonee Valley City Council

9 Kellaway Avenue | PO Box 126 Moonee Ponds VIC 3039

Phone 03 9243 8888 Fax 03 9377 2100

Email [council@mvcc.vic.gov.au](mailto:council@mvcc.vic.gov.au)    

[mvcc.vic.gov.au](http://mvcc.vic.gov.au)

# Safety around schools

## Providing safe school zones for all children



### Keep children safe in a school zone by:

- walking or cycling to school to decrease traffic congestion
- adhering to the 40km per hour zone when travelling in an operated schoolzone
- checking the restrictions set by the regulations and parking signs in the area and abiding by them
- not stopping or parking illegally – these actions will be noticed and infringements will be issued by Council.

### You should:

- always let your child out on the kerb side of the road
- never call your child from across the road – teach them to wait until you walk over to get them or to use the school crossing

- talk to your child about what they should do if you are not there on time.

### A children's crossing is a legal crossing when two flags are in place.

#### Teach your child to:

- always stand one step back from the kerb
- wait for the Crossing Supervisor to go out onto the crossing and blow their whistle (two short blasts), then cross the road
- not ride bikes, bounce a ball, fight, muck around or run across the crossing
- always stay within the lines of crossing and walk in front of the supervisor (never behind them)
- always be alert and listen to what the Crossing Supervisor says.

## Parking near a school.

- Do not park on or near a school crossing
- Do not double park and let your child out on the road.
- You cannot stay in the drop off/pick up zone for longer than two minutes or you will be issued with an infringement.

Make sure your child is waiting in the zone before you arrive

## Infringements

Council regularly patrols schools as part of our School Crossing Program. Council will issue infringements to anyone who does not obey signs or regulations. Infringements can be affixed to the vehicle or posted to the registered owner of the vehicle.

Offence	Offence description	Fine
Stopped in a 'no stopping' area	Drivers cannot stop, even briefly.	<b>\$192</b>
Stopped in a bus zone	Only public buses can stop here.	<b>\$115</b>
Parked for period longer than indicated	This is when you have overstayed the time limit indicated on the sign.	<b>\$96</b>
Stopped in a parking area for people with disabilities	You need a special disabled parking permit to park here. The permit number and expiry date must be visible from the outside.	<b>\$192</b>
Stopping on or near a children's crossing	A driver must not stop on a children's crossing, or on the road within 20 metres before, or 10 metres after the crossing.	<b>\$192</b>
Stopped on a footpath	You cannot leave your car standing on a footpath, it obstructs the path of pedestrians and is also very dangerous.	<b>\$115</b>
Stopped on or across a driveway or other way of access	No part of your vehicle can be parked or stopped across a driveway or other way of access.	<b>\$115</b>
Parked/stopped on a nature strip	A driver must not stop on a nature strip as it can obstruct the view of oncoming traffic and cause damage to infrastructure.	<b>\$115</b>

**Updated July 2023**

### Moonee Valley Language Line

العربية	Arabic	9280 0738	Ελληνικά	Greek	9280 0741	Español	Spanish	9280 0744
廣東話	Cantonese	9280 0739	Italiano	Italian	9280 0742	Türkçe	Turkish	9280 0745
Hrvatski	Croatian	9280 0740	Somali	Somali	9280 0743	Việt-ngu	Vietnamese	9280 0746

All other languages 9280 0747





National Relay Service 13 36 77 or [relayservice.com.au](http://relayservice.com.au)

This publication is available in alternative accessible formats on request.

### Moonee Valley City Council

9 Kellaway Avenue | PO Box 126 Moonee Ponds VIC 3039

Phone 03 9243 8888 Fax 03 9377 2100

Email [council@mvcc.vic.gov.au](mailto:council@mvcc.vic.gov.au)    

[mvcc.vic.gov.au](http://mvcc.vic.gov.au)